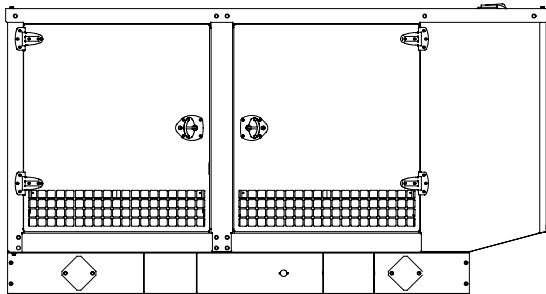




**Ratings Range**

		<b>60 Hz</b>
<b>Standby:</b>	<b>kW</b>	49-64
	<b>kVA</b>	49-80



**Standard Features**

- Kohler Co. provides one-source responsibility for the generating system and accessories.
- The generator set and its components are prototype-tested, factory-built, and production-tested.
- The 60 Hz generator set offers a UL 2200 listing.
- The generator set accepts rated load in one step.
- The 60 Hz generator set engine is certified by the Environmental Protection Agency (EPA) to conform to the New Source Performance Standard (NSPS) for stationary spark-ignited emissions.
- A one-year limited warranty covers all systems and components. Two-, five-, and ten-year extended warranties are also available.
- Alternator features:
  - The unique Fast-Response™ II excitation system delivers excellent voltage response and short-circuit capability using a permanent magnet (PM)-excited alternator.
  - The brushless, rotating-field alternator has broadrange reconnectability.
- Other features:
  - Controllers are available for all applications. See controller features inside.
  - The electronic, isochronous governor incorporates an integrated drive-by-wire throttle body actuator delivering precise frequency regulation.

**Generator Set Ratings**

Alternator	Voltage	Ph	Hz	Natural Gas 130° C Rise Standby Rating		LP Gas 130° C Rise Standby Rating	
				kW/kVA	Amps	kW/kVA	Amps
4P8	120/208	3	60	60/75	208	60/75	208
	127/220	3	60	60/75	197	61/76	200
	120/240	3	60	60/75	180	60/75	180
	120/240	1	60	49/49	204	49/49	204
	139/240	3	60	60/75	180	62/78	186
	220/380	3	60	55/69	104	55/69	104
	277/480	3	60	60/75	90	62/78	93
4S7	120/208	3	60	60/75	208	63/79	219
	127/220	3	60	60/75	197	64/80	210
	120/240	3	60	60/75	180	63/79	189
	120/240	1	60	57/57	238	59/59	246
	139/240	3	60	60/75	180	64/80	192
	220/380	3	60	60/75	114	63/79	120
	277/480	3	60	60/75	90	64/80	96
4Q10	120/240	1	60	55/55	229	55/55	229
4V9	120/240	1	60	60/60	250	60/60	250

RATINGS: All three-phase units are rated at 0.8 power factor. All single-phase units are rated at 1.0 power factor. *Standby Ratings:* Standby ratings apply to installations served by a reliable utility source. The standby rating is applicable to varying loads for the duration of a power outage. There is no overload capability for this rating. Ratings are in accordance with ISO-3046/1, BS 5514, AS 2789, and DIN 6271. *Prime Power Ratings:* Prime power ratings apply to installations where utility power is unavailable or unreliable. At varying load, the number of generator set operating hours is unlimited. A 10% overload capacity is available for one hour in twelve. Ratings are in accordance with ISO-8528/1, overload power in accordance with ISO-3046/1, BS 5514, AS 2789, and DIN 6271. For limited running time and base load ratings, consult the factory. Obtain the technical information bulletin (TIB-101) on ratings guidelines for the complete ratings definitions. The generator set manufacturer reserves the right to change the design or specifications without notice and without any obligation or liability whatsoever. GENERAL GUIDELINES FOR DERATION: *Altitude:* Derate 1.3% per 100 m (328 ft.) elevation above 200 m (656 ft.). *Temperature:* Derate 3.0% per 10°C (18°F) temperature above 25°C (77°F). For dual fuel engines, use the natural gas ratings for both the primary and secondary fuels.

# Alternator Specifications

Specifications	Alternator
Manufacturer	Kohler
Type	4-Pole, Rotating-Field
Exciter type	Brushless, Permanent-Magnet
Leads: quantity, type	
4P8, 4S7	12, Reconnectable
4Q10, 4V9	4, 110-120/220-240
Voltage regulator	Solid State, Volts/Hz
Insulation:	NEMA MG1
Material	Class H
Temperature rise	130°C, Standby
Bearing: quantity, type	1, Sealed
Coupling	Flexible Disc
Amortisseur windings	Full
Voltage regulation, no-load to full-load	
Permanent magnet (PM) alternator	±2% Average
550 controller (with 0.5% drift due to temperature variation)	3-Phase Sensing, ±0.25%
Unbalanced load capability	100% of Rated Standby Current
One-step load acceptance	100% of Rating
Peak motor starting kVA:	(35% dip for voltages below)
480 V      4P8 (12 lead)	212
480 V      4S7 (12 lead)	270
240 V      4Q10 (4 lead)	155
240 V      4V9 (4 lead)	246

- NEMA MG1, IEEE, and ANSI standards compliance for temperature rise and motor starting.
- Sustained short-circuit current of up to 300% of the rated current for up to 10 seconds.
- Sustained short-circuit current enabling downstream circuit breakers to trip without collapsing the alternator field.
- Self-ventilated and drip-proof construction.
- Vacuum-impregnated windings with fungus-resistant epoxy varnish for dependability and long life.
- Superior voltage waveform from a two-thirds pitch stator and skewed rotor.
- Fast-Response™ II brushless alternator with brushless exciter for excellent load response.

## Application Data

### Engine

Engine Specifications	
Manufacturer	General Motors
Engine: model, type	Industrial Powertrain Vortec 5.7 L, 4-Cycle Natural Aspiration
Cylinder arrangement	V-8
Displacement, L (cu. in.)	5.7 (350)
Bore and stroke, mm (in.)	101.6 x 88.4 (4.00 x 3.48)
Compression ratio	9.1:1
Piston speed, m/min. (ft./min.)	318 (1044)
Main bearings: quantity, type	5, M400 Copper Lead
Rated rpm	1800
Max. power at rated rpm, kW (HP)	78.3 (105)
Cylinder head material	Cast Iron
Piston type and material	High Silicon Aluminum
Crankshaft material	Nodular Iron
Valve (exhaust) material	Forged Steel
Governor type	Electronic
Frequency regulation, no-load to full-load	Isochronous
Frequency regulation, steady state	±0.5%
Frequency	Fixed
Air cleaner type, all models	Dry

### Exhaust

Exhaust System	
Exhaust manifold type	Dry
Exhaust flow at rated kW, m <sup>3</sup> /min. (cfm)	16.4 (580)
Exhaust temperature at rated kW, dry exhaust, °C (°F)	649 (1200)
Maximum allowable back pressure, kPa (in. Hg)	10.2 (3.0)
Exhaust outlet size at engine hookup, mm (in.)	76 (3.0) OD

### Engine Electrical

Engine Electrical System	
Ignition system	Electronic
Battery charging alternator:	
Ground (negative/positive)	Negative
Volts (DC)	12
Ampere rating	70
Starter motor rated voltage (DC)	12
Battery, recommended cold cranking amps (CCA):	
Qty., rating for -18°C (0°F)	One, 630
Battery voltage (DC)	12

### Fuel

Fuel System	
Fuel type	LP Gas or Natural Gas
Fuel supply line inlet	1 NPTF
Natural gas/LPG fuel supply pressure, measured at the generator set fuel inlet downstream of any fuel system equipment accessories, kPa (in. H <sub>2</sub> O)	1.74-2.74 (7-11)

Fuel Composition Limits *	Nat. Gas	LP Gas
Methane, % by volume	90 min.	—
Ethane, % by volume	4.0 max.	—
Propane, % by volume	1.0 max.	85 min.
Propene, % by volume	0.1 max.	5.0 max.
C <sub>4</sub> and higher, % by volume	0.3 max.	2.5 max.
Sulfur, ppm mass	25 max.	
Lower heating value, kJ/m <sup>3</sup> (Btu/ft <sup>3</sup> ), min.	26.6 (890)	67.5 (2260)

\* Fuels with other compositions may be acceptable. If your fuel is outside the listed specifications, contact your local distributor for further analysis and advice.

# Application Data

## Lubrication

### Lubricating System

Type	Full Pressure
Oil pan capacity, L (qt.)	4.7 (5.0)
Oil pan capacity with filter, L (qt.)	6.2 (6.5)
Oil filter: quantity, type	1, Cartridge

## Cooling

### Radiator System

Ambient temperature, °C (°F) *	50 (122)
Engine jacket water capacity, L (gal.)	6.8 (1.8)
Radiator system capacity, including engine, L (gal.)	20.8 (5.5)
Engine jacket water flow, Lpm (gpm)	117.3 (31)
Heat rejected to cooling water at rated kW, dry exhaust, kW (Btu/min.)	54.8 (3120)
Water pump type	Centrifugal
Fan diameter, including blades, mm (in.)	533 (21)
Fan, kWm (HP)	4.5 (6.0)
Max. restriction of cooling air, intake and discharge side of radiator, kPa (in. H <sub>2</sub> O)	0.125 (0.5)

\* Enclosure with enclosed silencer reduces ambient temperature capability by 5°C (9°F).

## Operation Requirements

### Air Requirements

Radiator-cooled cooling air, m <sup>3</sup> /min. (scfm)†	170 (6000)
Combustion air, m <sup>3</sup> /min. (cfm)	5.2 (185)
Heat rejected to ambient air:	
Engine, kW (Btu/min.)	30.9 (1760)
Alternator, kW (Btu/min.)	7.7 (440)

† Air density = 1.20 kg/m<sup>3</sup> (0.075 lbm/ft<sup>3</sup>)

### Fuel Consumption‡

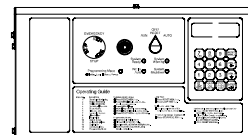
Natural Gas, m <sup>3</sup> /hr. (cfh) at % load	Standby Rating	
100%	22.4	(790)
75%	19.4	(685)
50%	14.7	(520)
25%	9.9	(350)
LP Gas, m <sup>3</sup> /hr. (cfh) at % load	Standby Rating	
100%	9.3	(330)
75%	7.1	(250)
50%	5.4	(190)
25%	3.8	(135)

‡ Fuel consumption is based on 1015 Btu/standard cu. ft. natural gas.

LP vapor conversion factors:

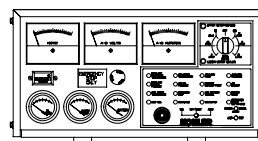
8.58 ft.<sup>3</sup> = 1 lb.  
0.535 m<sup>3</sup> = 1 kg.  
36.39 ft.<sup>3</sup> = 1 gal.

## Controllers



### Decision-Maker® 550 Controller

Audiovisual annunciation with NFPA 110 Level 1 capability. Programmable microprocessor logic and digital display features. Alternator safeguard circuit protection. 12- or 24-volt engine electrical system capability. Remote start, remote annunciation, and remote communication options. Refer to G6-46 for additional controller features and accessories.



### Decision-Maker® 3+, 16-Light Controller

Audiovisual annunciation with NFPA 110 Level 1 capability. Microprocessor logic, AC meters, and engine gauge features. 12- or 24-volt engine electrical system capability. Remote start, prime power, and remote annunciation options. Refer to G6-30 for additional controller features and accessories.

## Sound Enclosure

- Sound level at 7 m (23 ft.) with full load: 69 dB(A)
- Sound attenuated enclosure that uses up to 25 mm (1 in.) of acoustic insulation, acoustic-lined air inlet hoods, and acoustic-lined air discharge hood.
- Acoustic insulation that meets UL 94 HF1 flammability classification and repels moisture absorption.
- Internal-mounted critical silencer and flexible exhaust connector.
- Lift base-mounted, steel construction with hinged doors.
- Fade-, scratch-, and corrosion-resistant Kohler® cream beige powder-baked finish.
- Lockable, flush-mounted door latches.
- Vertical air inlet and outlet hoods with 90 degree angles to redirect air and reduce noise.
- High wind bracing, 241 kph (150 mph).
- See Specification Sheet G6-108 for additional information.

## Additional Standard Features

- Alternator Protection (standard with 550 controller)
- Battery Rack and Cables
- Electronic, Isochronous Governor
- Gas Fuel System (includes fuel mixer, secondary gas regulator, gas solenoid valve, and flexible fuel line between the engine and the skid-mounted fuel system components)
- Integral Vibration Isolation
- Local Emergency Stop
- Oil Drain Extension
- Operation and Installation Literature
- Sound Enclosure

## Available Options

### Approvals and Listings

- CSA Approval
- UL 2200 Listing

### Fuel System

- Dual Fuel NG/LPG (automatic changeover)
- Flexible Fuel Line (required when the generator set skid is spring mounted)
- Gas Filter
- Secondary Gas Solenoid Valve

### Controller (550 and 16-Light)

- Common Failure Relay
- Communication Products and PC Software (550 controller only)
- Customer Connection
- Dry Contact (isolated alarm)
- Engine Prealarm Sender
- Remote Annunciator Panel
- Remote Audiovisual Alarm Panel
- Remote Emergency Stop
- Run Relay

### Cooling System

- Block Heater [recommended for ambient temperatures below 10°C (50°F)]

### Electrical System

- Alternator Strip Heater
- Battery
- Battery Charger, Equalize/Float Type
- Battery Heater
- Line Circuit Breaker (NEMA1 enclosure)
- Line Circuit Breaker with Shunt Trip (NEMA1 enclosure)
- Safeguard Breaker (available with 16-light controller)

### Miscellaneous

- Air Cleaner Restrictor Indicator
- Engine Fluids (oil and coolant) Added
- Rated Power Factor Testing
- Rodent Guards

### Literature

- General Maintenance
- NFPA 110
- Overhaul
- Production

### Warranty

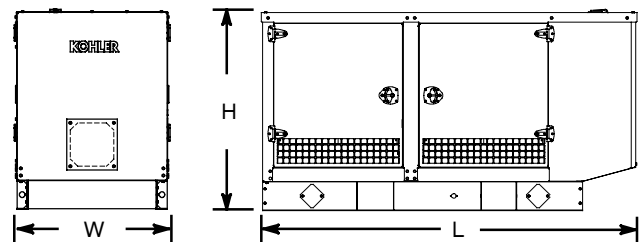
- 2-Year Basic
- 2-Year Prime
- 5-Year Basic
- 5-Year Comprehensive

### Other Options

- \_\_\_\_\_
- \_\_\_\_\_
- \_\_\_\_\_
- \_\_\_\_\_
- \_\_\_\_\_
- \_\_\_\_\_
- \_\_\_\_\_

## Dimensions and Weights

Overall Size, L x W x H, mm (in.) :  
 2565 x 1078 x 1364 (101.0 x 42.4 x 53.7)  
 Weight, wet, kg (lb.):  
 1123 (2476)



NOTE: This drawing is provided for reference only and should not be used for planning installation. Contact your local distributor for more detailed information.

**DISTRIBUTED BY:**